


# Fleas and other parasites



**CATS PROTECTION**  
**VETERINARY GUIDE 15**




A parasite is an organism that lives and feeds on another to the detriment of the host. Both outdoor and indoor cats are at risk from infection.

### **How do I tell if my cat has parasites?**

You should not assume that a cat showing no signs of infection is parasite free. In many cases infections only become apparent when the number of parasites is too great for the cat to sustain comfortably.

### **How do I treat parasites?**

Veterinary products are highly effective and safe but it is essential to follow product instructions carefully. Some products are potentially toxic to both cats and other animals – especially fish – and all topical products must be allowed to dry before handling the animal. Cats have no immunity to parasites so reinfection is possible if treatment is irregular.



## External parasites

### Fleas

Fleas are the most common skin parasite of the cat. They are not fussy about which species of animal they live on, but the most common flea found on cats and dogs is the cat flea.

#### Flea lifecycle

Adult fleas live permanently on their animal host and the female flea produces eggs at a rate of 50 a day. The eggs fall off the cat and hatch into larvae in two to 16 days. They then change into immobile pupae in a cocoon. An adult develops in the cocoon and awaits signals suggesting the presence of a cat, such as heat, carbon dioxide and vibrations. The flea will emerge and attach to the host in seconds. If no host is present, the flea can wait in the cocoon for up to two years. In the right conditions the whole cycle can be completed quickly. Centrally heated homes with fitted carpets provide ideal conditions – warm and humid – for fleas to develop all year round.

## What are the signs of fleas?

An itchy cat or insect bites on human ankles may be the only signs of infestation. Unless cats are allergic to flea bites, they often show remarkably little response.

Fleas move around at great speed, making them difficult to spot. The best way to check is to place the cat on a sheet of white paper and comb it meticulously. A fine-toothed flea comb may trap one or two fleas but black specks of 'flea dirt' – flea droppings consisting of undigested cat blood – can usually be found on the paper. When placed on damp cotton wool 'flea dirt' slowly dissolves producing bloody streaks. Flea dirt or white eggs may also be found where the cat sleeps.

## Flea allergies

Many cats are allergic to flea saliva so bites make them very itchy. They may develop:

- inflamed skin
- hair loss – due to over grooming
- thickened, oozing or crusty skin
- lots of small scabs – especially at base of the tail or around the neck

The condition should be treated by a vet but treatment will only be effective if the cat's environment is totally cleared of both fleas and their eggs – just one flea can cause a problem in allergic individuals.

## How can fleas be treated?

For effective control, adult fleas on the cat must be killed and re-infestation from the environment prevented. Products intended for dogs should not be used on cats as they can be toxic. Your vet should be made aware of any flea treatments that have been used before they prescribe other flea control products or medication and when they are contemplating sedation or anaesthesia of your cat.

The new, safe and most effective flea control products are available from veterinary surgeries where advice on their use is provided.

## Killing adult fleas

A wide range of products are available to kill adult fleas on the cat. These include collars, shampoos, sprays, foams, powders, injections, tablets and spot-on products which are applied directly to the skin between the shoulder blades. Finding the right product for your cat is important because a product that is difficult to apply is unlikely to succeed. Shampoos and powders don't work for long and there is no lasting effect. Many collars are also not very effective. Your vet will be able to advise you on the best type for your cat.

## Removing fleas in the environment

It is best to use a flea product – usually available as a spray – to get rid of any fleas in your carpets and furnishings. Although frequent vacuuming can help to reduce numbers of fleas, it will not eliminate them. Remember these products are specifically for environmental use so should **never** be used on the cat itself – ask your vet for advice on choosing a suitable product. Anything that is heavily infested, such as pet bedding, should be disposed of.

## How can fleas be prevented?

Re-infestation can be prevented by using a product that kills any adult fleas on the cat that may have been picked up from outside, or one that provides environmental control by interrupting the flea's life cycle. Treatment must be regular.

Remember that all the cats in the household must be treated as well as any dogs or house rabbits – using appropriate products for their species – to get a flea problem under control.

## Why control fleas?

While many cats live with fleas and show minimal signs of infestation, control is advisable because:

- the cat flea carries the larval stage of a tapeworm and cats can ingest these while grooming
- adult fleas feed on cats' blood – this can cause life-threatening anaemia (blood loss) in young kittens
- fleas can transmit other infectious agents
- some cats develop an allergy to flea bites
- cat fleas can cause itchy bites on humans

it is usually much harder to treat a flea infestation – which can take weeks or months to get under control – than to prevent one.

# Ticks

Ticks are most commonly found on moorland and in long grass, or woodland. Cats generally seem unperturbed by ticks but they can transmit disease.

## Tick lifecycle

When a warm-blooded animal passes by, the tick jumps from the ground, climbs up the legs and attaches itself firmly to the animal by its biting mouthparts. The unfed tick is about the size of a pinhead. It remains on the host for about five days, gorging on blood. The tick can grow up to half an inch in length and will look greyish-blue or brownish-black in colour.

## What are the signs of ticks?

The first sign is a small dot attached to your cat's skin. As a tick feeds it gets larger and can sometimes be mistaken for a wart or lump.

## How can ticks be treated?

Ticks should be removed by your vet. An attempt to remove ticks without veterinary advice often means the mouthparts are left behind which can lead to infection or an abscess. Never try to burn off a tick.

## How can ticks be prevented?

Products to prevent tick infestation come in various forms and vets will be able to recommend the most appropriate type.

## **Why control ticks?**

If untreated, ticks can cause infection, sore patches and abscesses.

Ticks can carry Lyme disease – although more prevalent in the USA – which can affect humans and animals. This is rare, but a good reason for having a tick removed as soon as possible.

If you take your cat abroad, tick control is particularly important as there are more tick-borne diseases in mainland Europe and other countries.

## **Lice**

An infestation of lice is uncommon. Unlike fleas, lice are host specific, so lice found on cats will not affect humans or any other animal. They can be passed between cats by direct contact.

## **What are the signs of lice?**

Translucent eggs cemented to the cat's hairs are usually noticed first. Cats may also be itchy, have broken hairs from scratching, or have some crusty patches on the skin.

## **How can lice be treated and prevented?**

Some flea control products will also kill lice but the major difference in lice control is that the lice eggs remain on the cat and are not killed straight away. Your vet can prescribe a suitable product to ensure that hatching lice are killed as well as the adults. It is advisable to dispose of the cats bedding but there is no need to treat the whole house.

## **Why control lice?**

Scratching can result in injury to the skin and in severe cases raw areas can occur which can become infected.



# Mites

Mites are minute parasites that are only just visible to the naked eye. They cause a range of skin conditions and are highly contagious, passing from cat to cat by direct contact, or via infected bedding and grooming equipment. The most common types of mites found on cats are:

## Ear mites

Ear mites live deep inside the cat's ear. They cause intense irritation to the ear canal, causing excessive amounts of dark wax. Cats suffering with ear mites may appear unconcerned or they may constantly shake their heads and scratch.

### What are the signs of ear mites?

The wax can be easily seen inside of the ear. To see the mites themselves your vet will need to use an auroscope. Untreated ear mites can lead to secondary infections, swelling or chronic thickening of the ear.

### How can ear mites be treated?

Products available from the vet to kill ear mites include ear drops and spot-on treatments. If the infestation is heavy, the vet may use an ear cleaner to loosen and soften the wax first. The treatment may need to be continued over several weeks as eggs hatch, releasing a new generation of mites to treat.

# Harvest mites

Harvest mites, harvest bugs or bracken bugs are the names given to the larvae of the mite *Trombicula autumnalis*, a seasonal parasite. They feed on tissue fluid and may cause considerable discomfort to both humans and cats in certain areas of the country during late summer and autumn.

## What are the signs of harvest mites?

In cats the irritation can cause reddening of the skin and crusted areas. Most often this affects areas where there is only a thin covering of hair eg ears and face.

## How can harvest mites be treated?

Some flea control products prescribed by the vet can prevent and cure infestation. Confining the cat during the mites' active period or letting the cat out in the early morning or during dull or wet days when the mite is less active should help. Hypersensitive cats may require steroid treatment and an Elizabethan collar may be used to prevent self-inflicted injury to the itchy parts.

## Mange mites

Mange mites are quite uncommon in the cat. They generally cause itching and scabs and can only be diagnosed by microscopic examination of skin scrapings. Mange mites can only be treated by a vet.

### Why control mites?

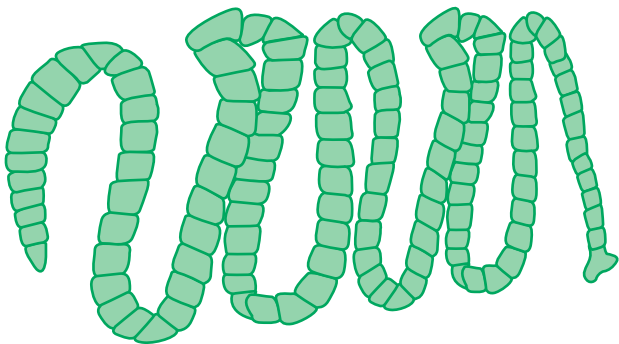
Scratching can result in injury to the skin and in severe cases raw areas can occur which may become infected.

## Maggots

Cats occasionally become infected by maggots when blow flies – otherwise known as bluebottles – lay eggs in an open wound or soiled skin and hair. They are usually only found in incontinent animals, or cats that have been injured and have been hiding or unable to return home. Healthy cats are rarely affected but any open wound or soiled fur should be cleaned daily.

Fly eggs hatch after 24-48 hours and develop into maggots. Maggots need food to turn into flies, so begin to eat the animal's flesh. They start with diseased or dead tissue but quickly progress to eating healthy areas.

Left untreated, cats lose considerable amounts of fluid and may suffer from toxic shock. Death can follow within a few days so any maggot infection should be treated by a vet immediately.



## Internal parasites

The two groups of internal parasites most commonly found in cats are tapeworms and roundworms, both of which live in the gut, or intestinal tract.

### Tapeworms

Tapeworms are flat, tape-like worms that are common in the bowel of most mammals, including the cat.

#### What are the signs of tapeworms?

Tapeworms consist of a scolex (head) which attaches itself to the wall of the gut by either suckers or hooks, and a series of segments containing eggs. These segments break off and are passed out with the faeces. They are sometimes visible in the faeces, around the cat's anus or in bedding. They resemble small grains of rice and may move.

## Tapeworm lifecycle

In the environment, the segments disintegrate, releasing eggs. The eggs themselves are not infectious to cats. They have to pass through a host to be able to complete their life cycle. The host varies for different types of tapeworm but the cat will become infected when it ingests an infected host such as a flea or rodent.

As one type of tapeworm is transmitted by fleas it should be assumed that a cat infected with fleas also has tapeworm and vice versa.

The worms live by absorbing pre-digested food in the bowel of the cat. They are rarely harmful except where heavy infestations cause obstruction of the gut or weight loss.

## Roundworms

Roundworms are the most common intestinal parasite in cats. Adult roundworms look like a white earthworm and they can grow up to 10cm in length.

### Roundworm lifecycle

Adult worms live in the cat's intestine and feed on digested food. Their eggs are passed in the faeces but the entire worm is not usually passed. The eggs are not infectious to other cats when first passed but become infectious after a few days when they develop into larvae. They may remain infectious for years until eaten.

Roundworms can be passed through the milk of the mother cat to her kittens. This is a very common route of infection so we can assume that most kittens suckling a mother with roundworm will be infected.

## How can worms be treated and prevented?

Vets can provide effective treatment for worms in cats. Some worming medications combat both roundworm and tapeworm, while others are only effective against one or the other.

### Kittens

Information on worming kittens is currently limited. Most guidance is based on studies carried out in puppies. However, puppies can become infected while in the womb, whereas kittens only become infected after birth, via the mother's milk. Cats Protection recommends that if there is concern that a mother cat has worms which may have been passed to her kittens, they should be treated with a suitable product from three to four weeks of age. Veterinary guidance should be sought prior to treatment.

From six weeks to six months of age healthy kittens will usually require monthly treatment against roundworms. Tapeworm treatment may also be needed.

Kittens should be weighed prior to every worming treatment to ensure the correct dosage is administered.

### Adult cats

Adult cats usually need to be treated with a drug active against both roundworms and tapeworms every one to six months. The precise frequency of treatment recommended will vary slightly depending on the individual cat eg whether the cat hunts and is regularly treated for fleas.

Veterinary guidance should be sought before deciding what to use and how often.

## Why control worms?

Heavy burdens of worms in cats can cause weight loss, vomiting, diarrhoea, irritation around the anus and/or failure to thrive, particularly in young kittens.

Roundworms can occasionally infect humans, but provided the litter tray is emptied and cleaned daily, there is no risk from the fresh faeces.

Tapeworm infection of humans is not common but can occur occasionally, usually in children who have ingested a flea which contains the larvae of the tapeworm.

Worming your cat regularly and keeping it treated against fleas will ensure the risk is absolutely minimal.

### **Learn more about your cat online!**

Take a look at our free interactive tool to help you understand cats' origins and their behaviour within our homes. <http://learnonline.cats.org.uk/content/ufo>

## ESSENTIAL GUIDES

- 1 Caring for your cat 84001
- 2 Welcome home 84002
- 3 Moving house 84003
- 4 Feeding and obesity 84004
- 5 Keeping your cat safe 84005
- 6 Neutering – family planning for felines 84006
- 7 When to let go 84007
- 8 Microchipping 84008
- 9 Understanding your cat's behaviour 84009
- 10 Managing your cat's behaviour 84010
- 11 Cats living together 84011
- 12 Indoor and outdoor cats 84012
- 13 Cats and the law 84013
- 14 Cats and people 84014
- 15 Caring for your kitten 84015
- 16 Elderly cats 84016
- 17 Feral cats 84017
- 18 Pregnant cats, birth and care of young kittens 84018

## VETERINARY GUIDES

- 1 Arthritis 83201
- 2 Feline Lower Urinary Tract Disease (FLUTD) 83202
- 3 Diabetes 83203
- 4 Itchy cats and skin disorders 83204
- 5 Feline Parvovirus (FPV) 83205
- 6 Kidney or renal disease 83206
- 7 Cats with disabilities 83207
- 8 Hypertension 83208
- 9 Feline Immunodeficiency Virus (FIV) and Feline Leukaemia Virus (FeLV) 83209
- 10 Feline Coronavirus (FCoV) and Feline Infectious Peritonitis (FIP) 83210
- 11 Heart murmurs and heart disease 83211
- 12 Hyperthyroidism 83212
- 13 Feline asthma 83213
- 14 Teeth and oral health 83214
- 15 Fleas and other parasites 83215
- 16 Cat flu 83216
- 17 Infectious disease and vaccination 83217
- 18 Digestive disorders – vomiting and diarrhoea 83218
- 19 You and your vet 83219
- 20 Cats and pregnant women – Toxoplasmosis 83220



For more information about Cats Protection or to make a donation, please visit [www.cats.org.uk](http://www.cats.org.uk) or phone our Helpline on 03000 12 12 12.

Reg Charity 203644 (England and Wales) and SC037711 (Scotland)

JUL-13 CODE: 83215